




bobcat



BACKHOE

attachments



BOBCAT
INGERSOLL-RAND



Rear Stabilizers Improve Performance

Increase your backhoe performance in a wide range of jobs with an optional set of frame-mounted rear stabilizers. Improves performance by transferring weight of machine to the backhoe where it's needed for more digging capability. Rear stabilizers also assist in leveling the loader on uneven terrain. Rear stabilizers are available for most Bobcat loaders and can be quickly mounted and removed.



Street pads

available for backhoe and rear stabilizers (except 905B).

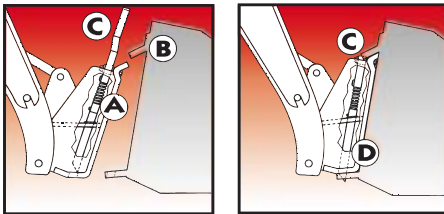


Operator Training

Train new operators and bring current operators up-to-date with the latest safety and operation functions of Bobcat backhoes. The kit is available through your dealer's parts department.

A Winning Combination!

Bobcat® skid-steer loaders feature the exclusive Bob-Tach system for fast, secure attachment changes. As quick as a snap, your versatile Bobcat loader quickly turns into a multi-job machine with a tight-fit attachment hook-up... from bucket to grapple to pallet fork to backhoe... and a variety of other attachments.



Exclusive Bob-Tach system Left to right, Bob-Tach frame (A) moves into attachment flange. (B) Handle (C) pushes down easily, pressing wedge (D) through frame and attachment hole for a solid connection.



Hook Mounts In addition to the Bob-Tach, Bobcat® backhoe attachments also use hook mounts to latch the backhoe to the loader frame. A lever on each backhoe arm is engaged to lock the backhoe onto the loader hook mounts.

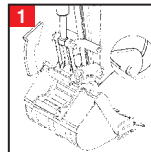
The Bob-Tach and backhoe mounting systems combine to provide an easy and secure method to attach the Bobcat backhoe.*

*See the backhoe operation & maintenance manual for complete instructions on properly securing a backhoe to your loader.

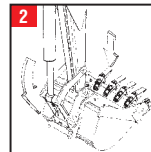
Get Hitched Quick

The Bobcat® exclusive X-Change™ system makes changing backhoe buckets fast and easy!

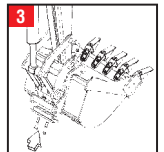
Bucket Hook-up



- Fully retract bucket cylinder.
- Engage pins into hooks.

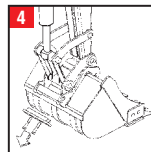


- Lift boom and extend cylinder until X-Change contacts attachment back.
- Lower boom and bucket to ground until X-Change fully engages.

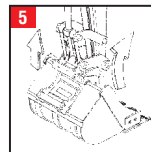


- Stop engine.
- Insert two bolts through plate and torque to 130 ft-lb.
- Check for proper installation. Lift bucket and fully extend and retract bucket cylinder.

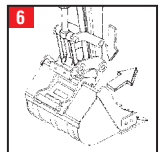
Bucket Removal



- Lower bucket to ground and stop engine.
- Remove two bolts and plate.



- Start engine. Lift boom to allow bucket to drop onto hooks.
- Fully retract bucket cylinder.



- Lower boom until pins disengage from hooks.
- Move arm toward operator.

Bobcat® Backhoes



bobcat®

Digging Power. Ground Clearance.

905B

**For Bobcat 453 and 553
Skid-Steer Loaders**

Not approved for use on 450 Bobcat loaders.

- Maximum digging depth of 5 1/2 ft.
- Narrow width for working in tight areas.
- Combination Bob-Tach and frame-mounted for quick and easy attachment changes.

8709

For the 873 Bobcat Skid-Steer Loader

- Over 9-1/2 ft. digging depth.
- Single bucket-mounting position for both straight wall digging and power digging.
- Ground clearance for a standard 6 in. curb.
- Fold-down stabilizers with pivot pad. Stabilizers fold up within width of 873 loader for easy transport.
- Full 200° bucket rotation for straight wall digging.



709

For Bobcat 751, 753, 763, 773 and 863 Bobcat Skid-Steer Loaders

- Digging depth of 9 1/2 ft. for high-performance backhoe work.
- Single bucket-mounting position for both straight wall digging and power digging.
- Ground clearance for a standard 6 in. curb.
- Greater digging force in both the bucket and dipperstick cylinders.
- Available with vertical or fold-down stabilizers.



Stabilizers available as fold-down or vertical

811

For the 863, 864 and 963 Bobcat Skid-Steer Loaders

- Digging depth of 11 ft. for high-performance backhoe work.
- Single bucket-mounting position for both straight wall digging and power digging.
- Ground clearance for a standard 6 in. curb.
- Greater digging force in both the bucket and dipperstick cylinders.



607

For Bobcat 751, 753, 763, 773 and
863 Bobcat Skid-Steer Loaders

- Digging depth of nearly 8 ft. for high-performance backhoe work.
- Single bucket-mounting position for both straight wall digging and power digging.
- Ground clearance for a standard 6 in. curb.
- Vertical stabilizers are ideal for working in tight areas.



BACKHOE

attachments

Efficient. Economical. Versatile.

Now your multi-job Bobcat® loader can become even more of a time-saving workhorse when you add the Bobcat backhoe to your line of attachments.

It's ideal for landscaping and nursery work, sewage systems and septic tanks, water and power lines and many other excavation jobs.

Once the digging is done, quickly switch to a bucket to backfill, then to one of several other attachments to handle a number of jobs. Versatility means money savings!

One demonstration will prove in a hurry how efficient and economical a Bobcat loader and backhoe combination can be for you.

These Bobcat-built benefits:

- Easy to transport.
- Excellent down-hole visibility, easy service, shielded hoses, plenty of power.
- Uses Bob-Tach for quick and easy attachment changes.
- Optional equipment includes street pads and rear stabilizers for increased performance and versatility (for some models only).

Bobcat® Backhoe Attachment

SPECIFICATIONS

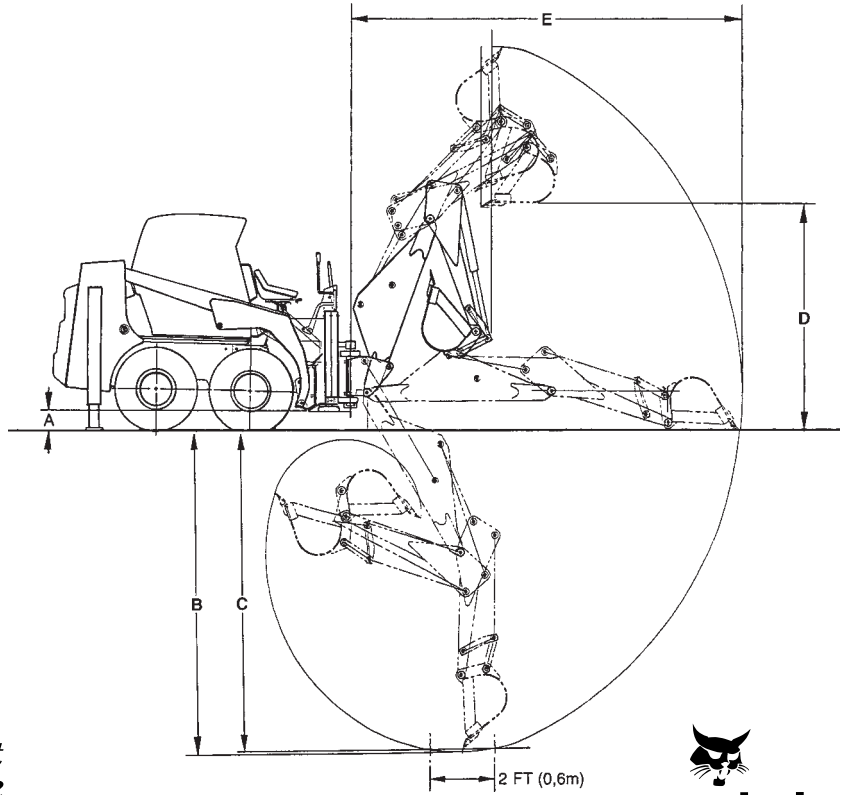
General	905B	607	709	709 F/D	8709	811
Approved Loader Models * Denotes model used for specifications	453* and 553	750s*, 763, 773 and 863	750s*, 763, 773 and 863	753*, 763, 773 and 863.	873	863, 864 and 963
Backhoe Weight	550 lbs. (250 kg)	1298 lbs. (589 kg)	1487 lbs. (675 kg)	1637 lbs. (743 kg)	1640 lbs. (744 kg)	2012 lbs. (913 kg)
Dimensional in.(mm)	Fixed Stabilizer Type Stabilizer Spread Transport Stabilizer Spread Working Ground Clearance (A) Digging Depth - Maximum (B) Digging Depth - 2 ft. Flat bottom (C) Loading Height (D) Reach from Swing Pivot (E) Swing Arc Bucket Rotation	Vertical 54.0 (1373) 54.0 (1373) 8.4 (214) 95.1 (2416) 93.9 (2386) 72.3 (1837) 123.2 (3128) 180° 185°	Vertical 54.1 (1374) 54.1 (1374) 6.7 (170) 116.6 (2962) 115.6 (2937) 83.3 (2115) 145.3 (3691) 180° 200°	Fold-Down 74.1 (1882) 120.5 (3061) 6.7 (170) 116.6 (2962) 115.6 (2937) 83.3 (2115) 145.3 (3691) 180° 200°	Fold-Down 66.7 (1695) 113.1 (2873) 6.7 (170) 118.1 (2999) 117.1 (2974) 81.9 (2079) 145.5 (3695) 180° 200°	Fold-Down 81.9 (2082) 130.3 (3309) 6.9 (175) 135.7 (3448) 134.8 (3425) 100.0 (2539) 166.0 (4216) 180° 200°
Bucket Mounting System	Pin-on	X-Change™ system	X-Change™ system	X-Change™ system	X-Change™ system	X-Change™ system

Available Bucket Widths	905B	607	709	709 F/D	8709	811
	8" (203 mm) 12" (305 mm) 16" (406 mm)	12" (305 mm) 16" (406 mm) 20" (508 mm) 24" (610 mm)	12" (305 mm) 16" (406 mm) 20" (508 mm) 24" (610 mm) 30" (762 mm)	12" (305 mm) 16" (406 mm) 20" (508 mm) 24" (610 mm) 30" (762 mm)	12" (305 mm) 16" (406 mm) 20" (508 mm) 24" (610 mm) 30" (762 mm) 39" (991 mm) ^{Grading Bucket}	12" (305 mm) 16" (406 mm) 20" (508 mm) 24" (610 mm) 30" (762 mm) 36" (914 mm) 39" (991 mm) ^{Grading Bucket}

NOTE — Where applicable, dimensions are in accordance with Society of Automotive Engineers (SAE) standards. • Specifications and design are subject to change without notice. • Pictures of Bobcat skid-steer loaders may show other than standard equipment. • All dimensions are given for loader equipped with standard tires. • All dimensions are shown in inches. Respective metric dimensions are enclosed by parentheses. Bobcat/Ingersoll-Rand complies with the requirements of ISO 9001 as registered with BSI.

These attachments may also be approved for certain new Bobcat loader models. See your Bobcat dealer for details.

Bobcat attachments are engineered and manufactured to fit perfectly with Bobcat loaders for optimum job performance, dependability and durability – The Bobcat Attachments Advantage.



P.O. Box 6019 • Fargo, ND 58108-6019
Printed in U.S.A.

